

This is Your Annual Report On Drinking Water Quality for 2022

The City of Ingleside on the Bay Water Department is providing this annual Drinking Water Quality Report to tell you about our water and how its quality compares to the guidelines set by the U.S. Environmental Protection Agency (EPA). All drinking water providers are required by federal law to issue annual quality reports like this one to their customers.

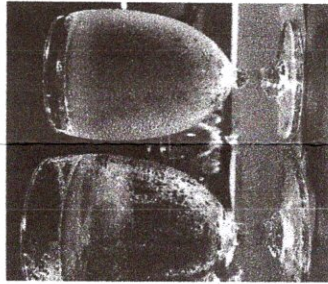
Most importantly, the Water Department wants you to know that when you drink tap water from our system you are drinking clean, high quality water that meets strict government standards. This report will help you understand the steps taken every day by our experienced staff to deliver the safe drinking water that is essential to human survival.

ALL drinking water, even bottled water, may reasonably be expected to contain some level of contaminants. The presence of contaminants does not necessarily mean that the water poses a health risk. More information about contaminants and potential health effects can be obtained by calling the EPA's toll free Safe Drinking Water Hotline at 800-426-4791.

Many constituents (such as calcium, sodium, or iron) which are often found in drinking water, can cause taste color and odor problems. These are called secondary constituents and are regulated by the State of Texas, not EPA. These con- stituents are not causes for health concerns. Therefore, they are not required to be reported in this document but they may affect the appearance and taste of your water.

En Español: Este informe incluye información importante sobre su agua de beber. Si tiene preguntas o comentarios sobre este informe en español, por favor llame al (361) 776-5451 para hablar con una persona bilingüe en español.

Your Drinking Water Is Safe




CITY OF INGLESIDE ON THE BAY

2022


Drinking Water Quality Report

FOR THE PERIOD OF JANUARY 1 TO DECEMBER 31, 2022

PWS ID Number : TX2050071
Phone: (361) 776-5451



Lake Corpus Christi



Public Participation: Comments & Questions Welcome

You can learn more about your water system, offer your comments and present questions at a meeting of the Ingleside on the Bay City Council at 7:00 p.m. on the 1st and 3rd Tuesday of each month at Ingleside on the Bay City Hall. You can also get answers to your questions by calling Jeff Olson, the City's contact person, at (361) 776-5451.

The city is supplied water by the San Patricio Municipal Water District which was created by the Texas Legislature in 1951. Extensive information about the District is available on the internet at: www.SanPatWater.com

Special Notice for People With Weakened Immune Systems

You may be more vulnerable than the general population to certain microbial contaminants, such as Cryptosporidium, in drinking water. Infants, some elderly, or immunocompromised persons such as those undergoing chemotherapy for cancer; persons who have undergone organ transplants; those who are undergoing treatment with steroids; and people with HIV/AIDS or other immune system disorders, can be particularly at risk from infections. You should seek advice about drinking water from your physician or health care providers. Additional guidelines on appropriate means to lessen the risk of infection by Cryptosporidium are available from the Safe Drinking Water Hotline (800-426-4791).

A Source Water Susceptibility Assessment for your drinking water source(s) is currently being updated by the Texas Commission on Environmental Quality. This information describes the susceptibility and types of constituents that may come into contact with your drinking water source based on human activities and natural conditions. The information contained in the assessment allows us to focus source water protection strategies. For more information about your sources of water, please refer to the Source Water Assessment Viewer available at the following URL: <http://gis3.tceq.state.tx.us/swav/Controller/index.jsp?wtrsrc=> Further details about sources and source-water assessments are available in Drinking Water Watch at the following URL: <http://dww.tceq.texas.gov/DWW>

WATER SOURCE INFORMATION

All of the drinking water supplied by the City of Ingleside on the Bay is delivered by the San Patricio Municipal Water District through the City of Ingleside. The water comes from a surface water impoundment system consisting of Lake Corpus Christi, Choke Canyon Reservoir and Lake Texana. Water stored in Lake Corpus Christi and Choke Canyon makes its way down the Nueces River to intake pumps at Calallen. The untreated river water is moved by pipeline to the Water District treatment plant near Ingleside. Lake Texana water is pumped through the Mary Rhodes Pipeline to the San Patricio water plant where it is blended with water from the Nueces River. SPWMD purifies water through a process of chemical treatment, settling, filtration and disinfection. Chemicals are added to remove impurities, kill harmful bacteria, eliminate tastes and odors and help prevent tooth decay. The quality drinking water is delivered to all residential, commercial and industrial customers.

SOURCE
 WATER: As water travels over the land's surface and down the river, it dissolves naturally occurring minerals and, in some cases, radioactive material and can pick up substances resulting from the presence of animals or from human activity. Contaminants that may be present in source water include:

- Organic chemical contaminants including synthetic and volatile organic chemicals which are by-products of industrial processes and petroleum production can also come from gasoline stations, urban storm water runoff and septic systems.
- Inorganic contaminants, such as salts and metals, which can be naturally-occurring or result from urban storm water runoff, industrial or domestic wastewater discharges, oil and gas production, mining, or farming.
- Microbial contaminants such as viruses and bacteria which may come from sewage treatment plants, septic systems, agricultural livestock operations and wildlife.
- Pesticides and herbicides, which may come from a variety of sources such as agriculture, urban storm water runoff and residential uses.
- Radioactive contaminants which can be naturally occurring or be the result of oil and gas production and mining activities.

A SOURCE OF WATER ASSESSMENT FOR TEXAS
 A SOURCE OF WATER ASSESSMENT for Texas Commission on Environmental Quality. This information describes the susceptibility and types of constituents that may come into contact with your drinking water source based on human activities and natural conditions. The information contained in the assessment allows us to focus source water protection strategies. For more information about your sources of water please refer to the Source Water Assessment Viewer available at the following URL: <http://www.tceq.texas.gov/gis/swawiew>. Further details about sources and source water assessments are available in Drinking Water Watch at: <http://dww.tceq.texas.gov/DWW/>

Ingleside on the Bay Annual Drinking Water Quality Report for 2022

To protect public health, the EPA has identified acceptable levels for constituents in tap water. The TCEQ has assessed our water system and determined that our water is safe to drink. All constituents in our water are well below federal and state maximum contaminant levels. The following table contains the chemical constituents found in drinking water coming from the San Patricio WMD filtration complex near Ingleside. The EPA requires all water systems to test for up to 97 constituents. The following constituents were detected in City of Ingleside on the Bay water but each was within permissible levels.

Date Sampled	Constituent	Highest Level Detected	Range of Individual Samples	MCLG	MCL	Possible Source of Constituent
2022	CITY OF INGLESIDE ON THE BAY					
	Inorganic Contaminants					
2022	Nitrate (ppm)	1	0.84-0.84	10	10	Runoff from fertilizer, natural deposits

2/27/2019	Florida	0.58	0.58-0.58	4	4	Erosion of natural deposits; Water additive which promotes strong leaf; Discharge from fertilizer and aluminum factories.
DISINFECTANT BY-PRODUCTS (at entry point)						
2022	Total Haloacetic Acids (ppb)	33	22-6-46-8	none	60	By-product of drinking water disinfection
2022	Total Trihalomethanes (ppb)	80	57-128	none	80	By-product of drinking water disinfection
LEAD & COPPER						
2022	Lead (ppb)	1.85	0*	0*	15	Corrosion of household plumbing system; erosion of natural deposits; leaching from wood preservatives
2022	Copper (ppm)	0.105	0*	0*	1.3	

* Number of sites exceeding action level						
MAXIMUM RESIDUAL DISINFECTANT LEVEL						
2022	Chlorine Residual (ppm)	AVG=1.65	MROD=2.2	MROUG=4	N/A	Disinfectant used to control microbes
COLIFORMS						
2022	There were no positive monthly samples for coliform bacteria.					
PURCHASED SURFACE WATER FROM SAN PATRICIO MUNICIPAL WATER DISTRICT						

DEFINING THE TERMS The following list explains some of the terms us in this report:

- Maximum Contaminant Level Goal (MCLG):** the level of a contaminant in drinking water below which there is no known expected health risk. MCLGs allow for a margin of safety.
- Maximum contaminant level (MCL):** the highest permissible level of a contaminant in drinking water. MCLs are set as close to the MCLGs as feasible using the best available treatment technology.
- Maximum Residual Disinfectant Level (MRDL):** the highest allowed level. Addition of a disinfectant is necessary for control of microbial contaminants.
- Treatment Technique (TT):** a required process intended to reduce the level of a contaminant in drinking water.
- Action Level (AL):** the concentration of a contaminant which, if exceeded, triggers treatment or other requirements which a water system must follow.
- Nephelometric Turbidity Unit (NTU):** a measure of turbidity in water.
- Parts Per Million (ppm) and Parts Per Billion (ppb):** Equivalent to milligrams per liter. One ppm is comparable to one minute in two years. One ppb is comparable to one minute in 2,000 years.
- Pico Curie Per Liter (pCi/L):** a measure of radioactivity.
- Coliforms:** In the water industry, coliforms bacteria are used as an indicator of microbial contamination because testing for them is easy. While not disease-causing organisms themselves they are often found in association with other microbes capable of causing disease. Coliform bacteria are more hardy than many disease-causing organisms; therefore, their absence from water is a good indication that the water is safe for human consumption.
- Turbidity:** turbidity has no health effect but can interfere with disinfection and provide a medium for microbial growth. It may indicate the presence of disease-causing organisms which may include bacteria, viruses and parasites that can cause symptoms such as nausea, cramps, diarrhea and associated headaches.
- Turbidity must be less than 0.5 NTU in 95% of monthly samples.**

HEALTH INFORMATION FOR LEAD
 If present, elevated levels of lead can cause serious health problems, especially for pregnant women and young children. Lead in drinking water is primarily from materials and components associated with service lines and home plumbing. The City of Ingleside on the Bay is responsible for providing high quality drinking water, but cannot control the variety of materials used in plumbing components. When your water has been sitting for several hours, you can minimize the potential for lead exposure by flushing your tap for 30 seconds to 2 minutes before using water for drinking or cooking. If you are concerned about lead in your water, you may wish to have your water tested. Information on lead in drinking water, testing methods and steps you can take to minimize exposure is available from the Safe Drinking Water Hotline or at <http://www.epa.gov/safewater/lead>.

The following list explains some of the terms us in this report:

- Maximum Contaminant Level Goal (MCLG):** the level of a contaminant in drinking water below which there is no known expected health risk. MCLGs allow for a margin of safety.
- Maximum contaminant level (MCL):** the highest permissible level of a contaminant in drinking water. MCLs are set as close to the MCLGs as feasible using the best available treatment technology.
- Maximum Residual Disinfectant Level (MRDL):** the highest allowed level. Addition of a disinfectant is necessary for control of microbial contaminants.
- Treatment Technique (TT):** a required process intended to reduce the level of a contaminant in drinking water.

REGULATED CONSTITUENTS-INORGANIC

2022	Nitrate (ppm)	0	2.4-3.2	2.7	1	Runoff from fertilizer, natural deposits
2022	Flouride (ppm)	0	0.095-1.195	0.68	4	Water additive which promotes strong teeth
2022	Gross Beta Emitters (pCi/L)	9.7	9.7	50	0	Decay of natural/man-made deposits
2022	Barium (ppm)	0.074	0.074	2	2	Discharge of drilling wastes, erosion of natural deposits

DISINFECTION BY-PRODUCTS (at entry point or east end of distribution system) *these 2 tables can be omitted from the report

2022	Total Haloacetic Acids (ppb)	25.1	Dec-37	60	N/A	By-product of drinking water disinfection
2022	Total Trihalomethanes (ppb)	41.6	22,666	60	N/A	By-product of drinking water disinfection

TURBIDITY

2022	Turbidity (NTU)	0.089	100%	0.035-0.195	N/A	Soil runoff (no health effect)
------	-----------------	-------	------	-------------	-----	--------------------------------

TOTAL ORGANIC CARBON

2022	Raw Source Water (ppm)	5.1	4.4-6.4	No max set	N/A	Naturally occurring organic in water
------	------------------------	-----	---------	------------	-----	--------------------------------------

UNREGULATED CONSTITUENTS (at entry point of system)

2022	Bromoform (ppb)	13.2	5.4-27.6	N/A	N/A	By-product of drinking water disinfection
2022	Bromodichloromethane(ppb)	7.88	1.7-17.0	N/A	N/A	By-product of drinking water disinfection
2022	Dibromochloromethane (ppb)	13.1	6.8-21.0	N/A	N/A	By-product of drinking water disinfection
2022	Chloroform(ppb)	2.71	0-7.3	N/A	N/A	By-product of drinking water disinfection

VIOLATIONS

CHLORINE
Some people who use water containing chlorine well in excess of the MRDL could experience irritating effects to their eyes and nose. Some people who drink water containing chlorine well in excess of the MRDL could experience stomach discomfort.

Disinfectant Level Quarterly Operating Report (DLQOR).

10/1/2022 12/31/2022
We failed to report our drinking water for the contaminant and period indicated. Because of this failure, we cannot be sure of the quality of our drinking water during the period indicated.

Lead and Copper Rule

The Lead and Copper Rule protects public health by minimizing lead and copper levels in drinking water, primarily by reducing water corrosivity. Lead and copper enter drinking water mainly from corrosion of lead and copper containing plumbing materials.

Public Notification Rule

PUBLIC NOTICE RULE LINKED TO VIOLATION

The Public Notification Rule helps to ensure that consumers will always know if there is a problem with their drinking water. These notices immediately alert consumers if there is a serious problem with their drinking water (e.g., a boil water emergency).

10/1/2022 12/31/2022
We failed to adequately report or notify you, our drinking water consumers, about a violation of the drinking water regulations

ACTION LEVEL (AL): the concentration of a contaminant which, if exceeded, triggers treatment or other requirements which a water system must follow.

Nephelometric Turbidity Unit (NTU): a measure of turbidity in water.

Parts Per Million (ppm) and Parts Per Billion (ppb): Equivalent to milligrams per liter. One ppm is comparable to one minute in two years. One ppb is comparable to one minute in 2,000 years.

Pico Curies Per liter (pCi/L): a measure of radioactivity.

Coliforms: in the water industry, coliforms bacteria are used as an indicator of microbial contamination because testing for them is easy. While not disease-causing organisms themselves they are often found in association with other microbes capable of causing disease. Coliform bacteria are more hardy than many disease-causing organisms; therefore, their absence from water is a good indication that the water is safe for human consumption.

Turbidity: turbidity has no health effect but can interfere with disinfection and provide a medium for microbial growth. It may indicate the presence of disease-causing organisms which may include bacteria, viruses and parasites that can cause symptoms such as nausea, cramps, diarrhea and associated headaches. Turbidity must be less than 03 NTU in 95% of monthly samples.

HEALTH INFORMATION FOR LEAD

If present, elevated levels of lead can cause serious health problems, especially for pregnant women and young children. Lead in drinking water is primarily from materials and components associated with service lines and home plumbing. The City of Inglestide on the Bay is responsible for providing high quality drinking water, but cannot control the variety of materials used in plumbing components. When your water has been sitting for several hours, you can minimize the potential for lead exposure by flushing your tap for 30 seconds to 2 minutes before using water for drinking or cooking. If you are concerned about lead in your water, you may wish to have your water tested. Information on lead in drinking water, testing methods and steps you can take to minimize exposure is available from the Safe Drinking Water Hotline or at <http://www.epa.gov/safewater/lead>.